

Products /  **CASTALDI** / NASTER D49 / D49 NASTER GROUND/WALL RECESSED / D49/2-LWN-WS-AL

## NASTER D49 D49/2-LWN-WS-AL

### TECHNICAL DATA

#### GENERAL

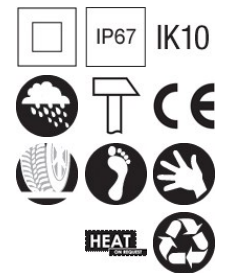


Item code	D49/2-LWN-WS-AL
Place installation	outdoor
Name	D49 NASTER GROUND/WALL RECESSED / D49/2-LWN-WS-AL ground recessed, wall recessed
Note	DALI version on request.
Standard colour	AL - aluminium grey (similar to RAL 7040)
Variant colour	GR - graphite satin finish (similar to RAL 7022)
Environments	façades and architectural works, hallway, industrial areas, railway areas, subway areas
Designer	Emanuela Pulvirenti



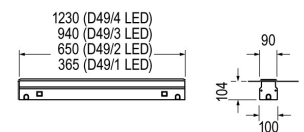
#### PHYSICAL

Installation type	ground recessed, wall recessed
Mounting type	with rough-in housing
Painting	Polyester powder coating, with a pluri-processed against corrosion (passed the exposure of over 1500 hours in a saline mist environment).
Screws	AISI 304 stainless steel screws.
Seals	Silicone Rubber.
Temperature glass	40°C
Static load	2000Kg
Body	Corrosion resistant extruded aluminium body. Corrosion resistant die-cast aluminium end caps.



#### DIMENSIONS

A: Total width device (mm)	90
L: Total length device (mm)	650
Built-in shaped	Rectangular
Built-in depth (mm)	104



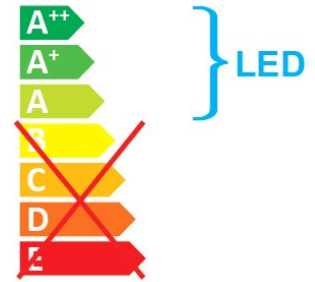
#### OPTICAL SYSTEMS

Opening beam	wall washer
Optical System	Reflector.
Reflectors	Extra-pure aluminium reflector.
Diffuser	Tempered safety glass - 8 mm thickness, mechanical and thermal shock resistant.



## ENERGY SAVING

This luminaire contains built-in LED lamps  
The lamps cannot be changed in the luminaire



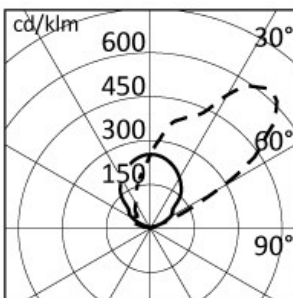
## SOURCES

Source Type	Source Power	System Power	Source	Lamp Socket	Sources Temperature Colour	Nominal Flux	Output Flux	Source description
LED	-	20W	LED	-	4000K	-	1661 lm	-

## ELECTRICAL

Ballast type	Electronic
Mounting ballast type	Integral
Line input	Internal looping facility with two H07RN-F, rubber cable section 2x1,5mm <sup>2</sup> maximum allowed current 6A. Pre-wired and tested with resin sealed watertight H07RN-F cables (for a fast and secure connection to the main power line, use ACS/CR1 connector or similar).
Voltage	220-240V
Frequency	50-60Hz

## PHOTOMETRICS



## NORMS / DIRECTIVES

Norms	EN 60598-1, EN 60598-2-13
Directives	2014/35/UE, 2014/30/UE

## ACCESSORIES

## OPTIONAL ACCESSORIES

### Electrical

Accessory code	ACS/CR1
Technical description	Fast IP68 connector 1bar (10m-1h) for cable Ø7-12mm - 3x1.5mm.



Accessory code	ACS/CR6
Technical description	4 ways IP68 wiring box for cable Ø5-14mm - 3x1,5mm.



### Rough-in housing

Accessory code	D49/G0
Technical description	Rough-in housing for ground/wall - stainless steel for 650mm fixture. A rough-in stainless steel housing is supplied for recessed installation, providing a sturdy fastening of the fixture and the room for electrical connection and line shunt.
A: Total width device (mm)	80
Built-in depth (mm)	104

